

# 2022 Corporate energy consumption



**56.97** million kWh  
**Total energy consumed**  
(facilities and fleet)

**920** thousand equivalent gas litres  
**Fleet fuel consumed**  
(unleaded, diesel, CNG, electric, propane)

**5.66** million dollars  
**Total energy cost**  
(facilities and fleet)

## Energy use by service area

### CORPORATE FACILITIES (48,109 eMWh)



**Buildings**  
24,000 eMWh




**Plants**  
23,863 eMWh



**Minor Assets\***  
246 eMWh

**TOTAL COST: \$4.36 MILLION**



### CORPORATE FLEET (8,858 eMWh)



**Commercial**  
2,248 eMWh



**Equipment**  
2,354 eMWh



**Industrial**  
2,689 eMWh



**Paramedical**  
1,567 eMWh

**TOTAL COST: \$1.3 MILLION**

\* Minor assets include:  
street lighting,  
communication towers, etc.



Facilities area (square metres)

**113,302** SM

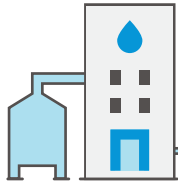
2015: 93,728 SM



Fleet travel (kilometres)

**2.92 million**

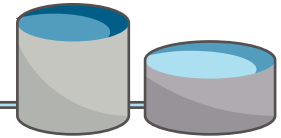
2015: 2.74 million km



Water and Wastewater  
treatment and distribution  
(megalitres)

**27,453** ML

2015: 24,948 ML



**2022**  
Energy use  
facts and  
stats



natural gas

**1,660,000 m<sup>3</sup>**


2015: 1,414,000 m<sup>3</sup>



purchased  
electricity

**27,339,956 kWh**

2015: 29,379,600 kWh



renewable energy  
generated

**3,667,000 ekWh**

2015: 1,843,131 ekWh



facilities & fleet  
total greenhouse  
gas emissions

**6,142 tCO<sub>2</sub>e**

2015: 6,223 tCO<sub>2</sub>e



incentives obtained  
for energy initiatives

**\$33,000**



[www.oxfordcounty.ca](http://www.oxfordcounty.ca)

**OxfordCounty**

*Growing stronger together*