





## Curbside Collection Procurement Award (May 2027-2032)

### Summary

			Weekly	Weekly	Bi-Weekly	Weekly	6-Day	6-Day
Rural			Weekly	Weekly	Bi-Weekly	Weekly	6-Day	6-Day
			Weekly	-	Weekly	-	6-Day	-
Urban			Weekly	Weekly	Bi-Weekly	Bi-Weekly	6-Day	6-Day
			Weekly	Weekly	Weekly	Weekly	6-Day	6-Day
			①	②	③	④	⑤	⑥
<b>1. Base Bid Pricing</b>	RFP	Yes	<b>8,086,193</b>	<b>7,601,880</b>	<b>6,957,318</b>	<b>7,043,029</b>	<b>6,352,413</b>	<b>6,340,270</b>
<b>Other Costs</b>								
+ SSO Processing and Transportation Costs	Other	Yes	1,232,150	825,624	1,232,150	825,624	1,232,150	825,624
+ Organic Collection Bins (one-time)	Other	Yes	1,695,453	1,142,828	1,695,453	1,142,828	1,695,453	1,142,828
<b>= Total Cost of Base Collection Program</b>			<b>11,013,796</b>	<b>9,570,332</b>	<b>9,884,921</b>	<b>9,011,481</b>	<b>9,280,016</b>	<b>8,308,722</b>
<i>Base</i>			9,318,343	8,427,504	8,189,468	7,868,653	7,584,563	7,165,894
<i>One-time</i>			1,695,453	1,142,828	1,695,453	1,142,828	1,695,453	1,142,828
<b>2. Provisional Items: No Automated Cart Options</b>		Yes						
Option 1: Two Bag Limit	RFP	Yes	(116,916)	(152,864)	(99,983)	(115,868)	(90,910)	(126,013)
Option 2: 100% Green Fleet	RFP	No	99,209	93,172	87,161	87,161	81,150	81,150
Option 3: Recycling Non-Eligible Sources	RFP	No	283,300	283,300	283,300	283,300	283,300	283,300
+ Recycling NES-Rural	RFP	No	283,300	283,300	283,300	283,300	283,300	283,300
+ 100% Green Fleet-Urban	RFP	No	12,022	12,022	12,022	12,022	12,022	12,022
+ 100% Green Fleet-Rural	RFP	No	12,022	12,022	12,022	12,022	12,022	12,022
<b>= Provisional Items: No Automated Cart Options</b>			<b>(116,916)</b>	<b>(152,864)</b>	<b>(99,983)</b>	<b>(115,868)</b>	<b>(90,910)</b>	<b>(126,013)</b>
<b>2. Provisional Items: Automated Cart Options</b>		No						
Option 1: Automated Carts	RFP	No	(175,769)	357,270	(111,319)	(60,501)	123,220	74,407
Carts (one-time)	Other	No	3,767,386	3,395,019	3,767,386	3,395,019	3,767,386	3,395,019
Option 2: 100% Green Fleet	RFP	No	99,209	93,172	87,161	87,161	81,150	81,150
Option 3: Recycling Non-Eligible Sources-Urban	RFP	No	288,286	288,286	288,286	288,286	288,286	288,286
+ Recycling NES-Rural	RFP	No	293,476	293,476	293,476	293,476	293,476	293,476
+ 100% Green Fleet-Urban	RFP	No	12,022	12,022	12,022	12,022	12,022	12,022
+ 100% Green Fleet-Rural	RFP	No	12,022	12,022	12,022	12,022	12,022	12,022
<b>= Provisional Items: Automated Cart Options</b>			<b>-</b>	<b>-</b>	<b>-</b>	<b>-</b>	<b>-</b>	<b>-</b>
<i>Base</i>			(116,916)	(152,864)	(99,983)	(115,868)	(90,910)	(126,013)
<i>One-time</i>			-	-	-	-	-	-
<b>3. Recycling Processing Costs (Revenues, Transportation and Processing)</b>								
Net Recycling Processing-Urban	Other	No	127,805	127,805	127,805	127,805	127,805	127,805
Net Recycling Processing-Rural	Other	No	63,025	63,025	63,025	63,025	63,025	63,025
<b>= Recycling Processing Costs</b>			<b>-</b>	<b>-</b>	<b>-</b>	<b>-</b>	<b>-</b>	<b>-</b>
<b>Total</b>			<b>10,896,880</b>	<b>9,417,468</b>	<b>9,784,938</b>	<b>8,895,613</b>	<b>9,189,106</b>	<b>8,182,709</b>
<i>Base</i>			9,201,427	8,274,640	8,089,485	7,752,785	7,493,653	7,039,881
<i>One-time</i>			1,695,453	1,142,828	1,695,453	1,142,828	1,695,453	1,142,828
<i>Contract Cost (including non-refundable HST)</i>			7,969,277	7,449,016	6,857,335	6,927,161	6,261,503	6,214,257
<i>Other Costs</i>			2,927,603	1,968,452	2,927,603	1,968,452	2,927,603	1,968,452